



TERREAL MALAYSIA SDN BHD (202237-P) 25, Jalan TPK 1/5, Taman Perindustrian Kinrara, Seksyen 1, 47180 Puchong, Selangor, Malaysia Tel : (603)8075 4010 / 4020 / 4060 | Fax : (603)8075 1090 www.terreal.com.my

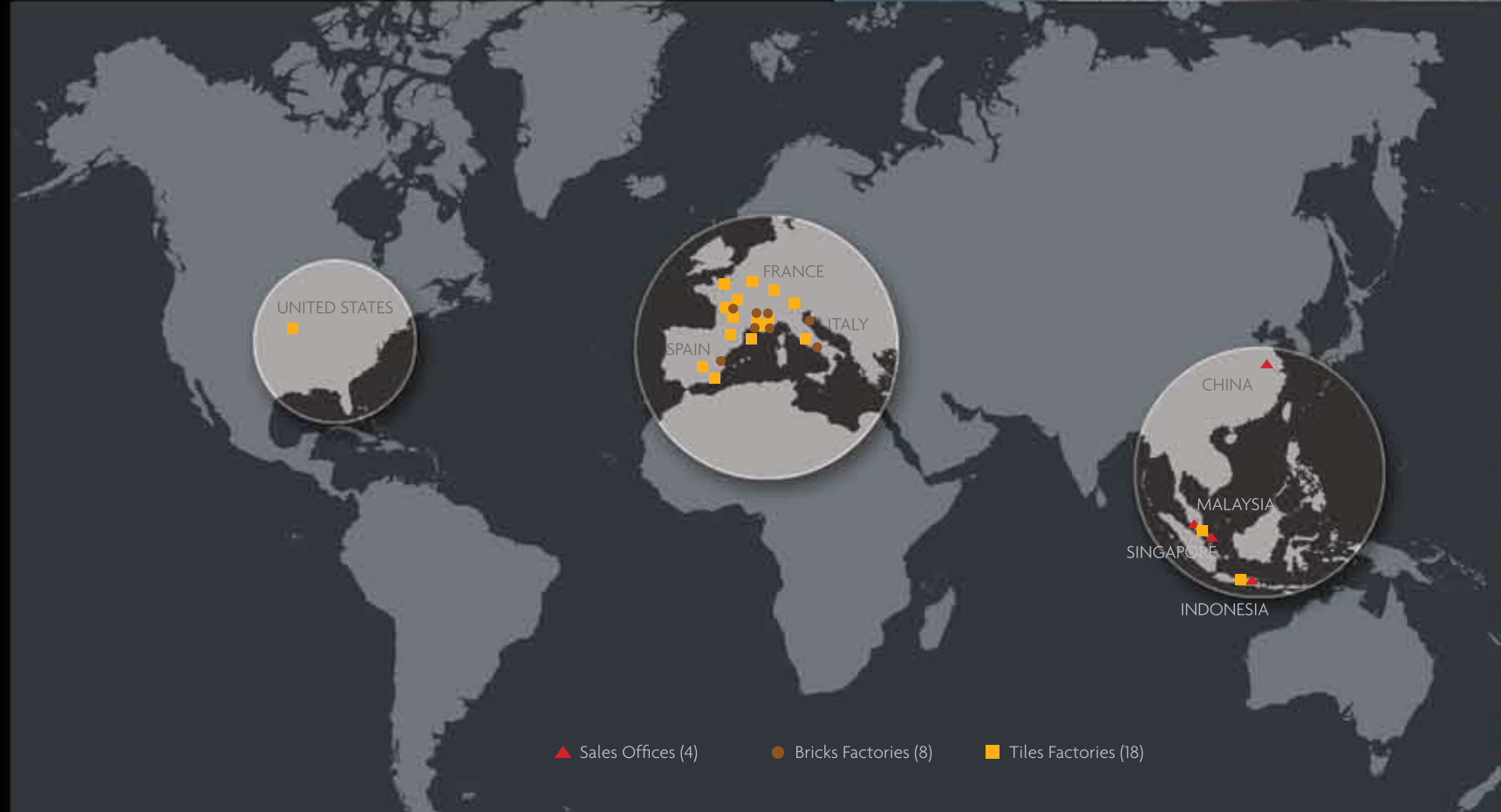


TERREAL ROOF TILE

MODERN SLATE SERIES

COVERING THE WORLD IN BEAUTY
FOR 150 YEARS

Terreal Malaysia Sdn Bhd is one of the leading producers of roofing tiles in Malaysia. We are part of the Terreal Group, a renowned roofing tiles manufacturer with over 150 years of experience and a total of 26 plants worldwide. Currently, we operate one clay roof tile factory located in Kluang, Johor, which started operation in 1996. In 2008, we have expanded to become the largest clay tile producer in Southeast Asia in terms of production capacity. To pursue our growth in the roofing market, we decided in 2011 to start a strategic partnership with one of the leading concrete tile manufacturers in Malaysia. Our team jointly operates production facilities, located in Nilai, Negeri Sembilan, that was established in 1996. Terreal is now able to deliver a new range of high quality concrete roof tiles to all its customers.



CUTTING EDGE, FORWARD THINKING:
INNOVATIVE ROOFING SOLUTIONS FOR THE FUTURE

The first and only pressed concrete flat tile in Malaysia, Terreal's Modern Slate Series is a highly engineered and innovative solution for flat roof designs. The Modern Slate Series is strengthened by our machine-press system, using latest Japanese technology, that also allows a Double Interlocking and Double Overlapping system to be formed on the tile, ensuring high precision dimension stability, perfect watertightness and easy installation. As the first flat tile introduced in the market since 2006, Modern Slate is a proven and reliable profile under tropical climate, with colors that will stand the test of time. With its unique slate effect, a revolutionary landscape orientation, a premium finish and well-defined nose, Modern Slate establishes a new standard of roofing aesthetics, making it the ultimate flat roof tile for modern architecture.

MODERN SLATE

A Unique Slate Aesthetics, with Landscape Orientation

Modern Slate texture is outstanding : its rich and distinctive stone grains will allow lights and shadows to create tranquil and tasteful features, perfect for modern architectural roofing. Its landscape orientation, its well-formed and sharp nose will cover your roof with a flat, streamlined and sleek appearance. All interlocking system will be hidden, ensuring clean line and high quality premium finish.



A profile optimized for Easy Installation

Modern Slate is using an advanced and proprietary water-based coating system, that is not only 100% environmentally safe but will also provide excellent color consistency. Designed for easy cutting by all installers, it can be prepared directly on the roof, ensuring better accuracy of installation. Our installation guide located in the center of the tile as well as our Double Interlocking system will allow fast and precise laying, as well as clean and stream lined aesthetics.

The First Pressed Concrete Flat Tile in Malaysia

Produced with an innovative machine-press system, Modern Slate Series has a superior strength when compared to others flat tiles, that enables less breakage and chipping during transport and installation. It also presents unique Double Interlocking and Double Overlapping System, Double Water Channel with Weather Rib at its top, and a Double Elevated Nail Hole for perfect fixing. The combination of those features, together with use of our CoolMax™ insulation system, will ensure perfect watertightness under tropical weather.

A range of Minimalist Colors, for a Modern and Contemporary look

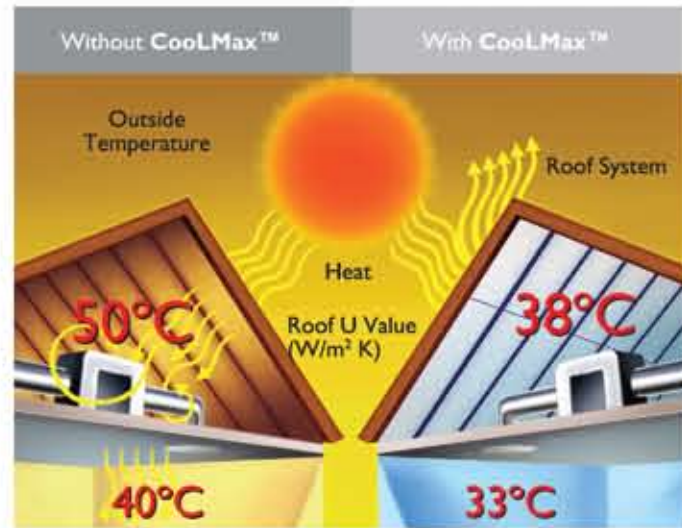
Modern Slate truly stands out with its inspirational and superior color palette, offering Minimalist colors that complements and enhances Modern and Contemporary architecture. With its elegant and chic Granite Black, its versatile and neutral Pearl Grey, its deep and intense Wild Chocolate, Modern Slate colors will suit perfectly most architect and designer needs. All our tiles have an homogeneous body, using pigments imported from Europe, to ensure additional long lasting color coating properties and optimum aesthetic for exposed roofs.

SPECIFICATION



Modern Slate is sold together with our CoolHome System, using advanced CoolMax™ Premium Thermal Reflective Insulation system. Developed specifically for tropical weather, our CoolMax™ Premium Thermal Reflective Insulation are approved solutions by the Green Building Index (GBI) industry recognized Green Rating tool.


Dimension (mm)	Weight (kg)	Length Batten Gauge (mm)	Tiles per m ² (pcs)	Minimum Roof Pitch	Laid
330 X 420	5.0	255	10	25°	Cross Bond



Up to 12°C cooler under the roof, and 7°C cooler in the rooms.

The sun heats the roof and, through it, the attic and ceiling, causing temperatures to rise inside the residence. While roof tiles and insulation help to reduce such heat gain, no insulation material works as well as CoolMax™ Premium. This is because it not only reduces heat gain during the day but - unlike mineral or glass wool, also permits heat dissipation during the night, which makes air-conditioning much more energy-efficient and the inside environment much more livable.

By combining Modern Slate Tiles Series and CoolMax™ Premium, Terreal is creating a unique CoolHome System, ensuring that your roof delivers perfect aesthetics, uncompromising water tightness and advanced thermal comfort.



THE COOLHOME SYSTEM

EVEN WHEN IT IS HOT OUTSIDE, YOU WILL STILL BE COOL INSIDE.

Modern Slate Tiles come together with our CoolMax™ Premium Thermal Reflective insulation, in 2 options:



CoolMax™ Premium (CP3)



CoolMax™ Premium Super (CPS5)

CoolMax™ Premium is a recognized solution by Green Building Index (GBI), Malaysia's Green Building Rating Tool. It provides 3 GBI points for CoolMax™ Premium and 5 GBI points for CoolMax™ Premium Super*

* Subject to GreenBuildingIndex Sdn Bhd approval.

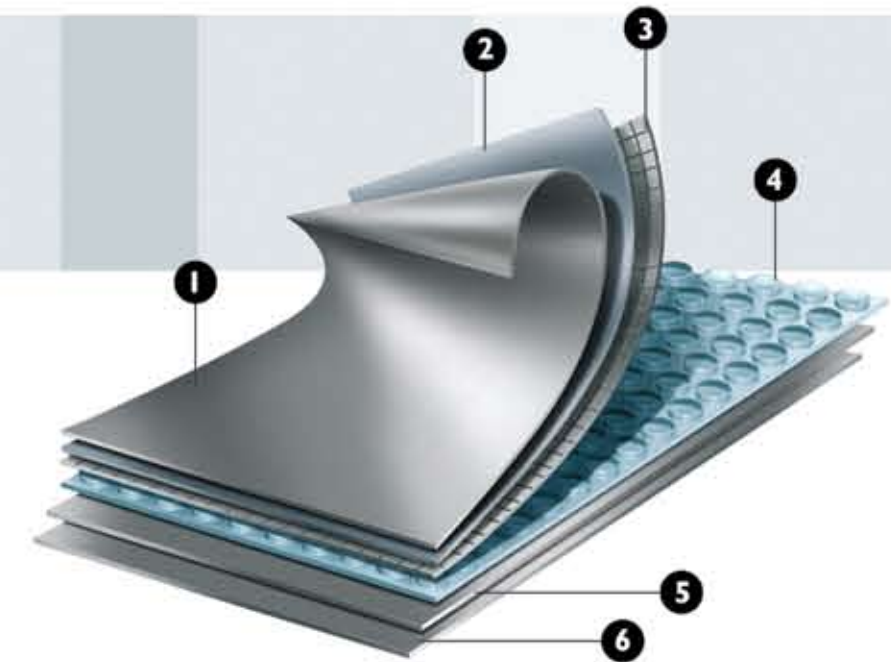
HOW DOES COOLHOME WORK?

- In tropical countries, up to 75% of heat gain is coming from the roof and as much as 93% of heat transmission is through radiation.
- Other than gold, only pure Aluminium is able to block radiation heat. It has 5% Emissivity, meaning that each layer of aluminium will block and reflect 95% of incoming radiation heat.
- CoolMax™ products use 2 layers of aluminium, ensuring that 97% of incoming radiation heat is reflected.
- Low K conductivity air bubble cavities block heat gain by conduction during the day but do not block natural convection during the night.



STRUCTURE OF TERREAL COOLMAX™ PREMIUM SUPER (CPS5)

- High Resistance - Anti Corrosive Treatment - No. 1 & 6
- High Purity, Low Emissivity Aluminium Layer - No. 2 & 5
- Reinforcing Net - No. 3
- Thermally Insulating Air Bubble Layer - No. 4



ADVANCED THERMAL PERFORMANCE
Prevents up to 97% of radiant heat transfers in your home.



SAVINGS ON ENERGY COST
Reducing up to 55% of air conditioner compressor running time.



3 IN 1
Provides protective insulation barrier, radiant heat barrier and waterproofing membrane.



NON-ALLERGENIC, NON-IRRITANT AND NON-CARCINOGENIC
Anti bacterial and anti fungal, non-asthmatic and poses no health or safety risks.



LIGHTWEIGHT, STRONG AND DURABLE
Manufactured from a lightweight material with a unique anti-tear surface, resulting in easy installation without need for wire-mesh support.



FIRE RETARDANT
Achieved Class 0 Classification and all international standards.

FITTINGS & COMPONENTS

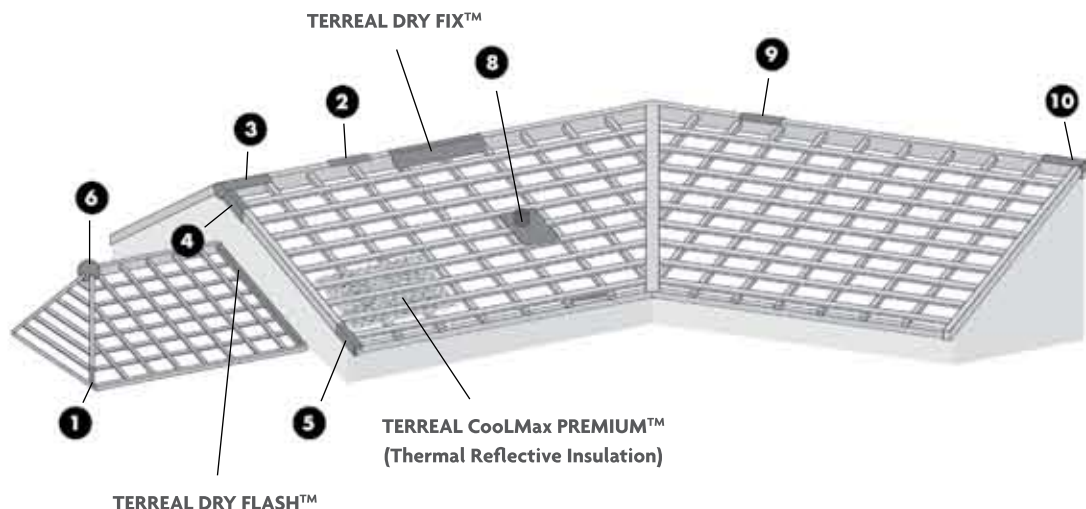


COLOR PALETTE




MODERN SLATE SERIES

- 1**  Ridge / Hip End SL.1
- 2**  Ridge / Hip Tile (2.5pcs/m) SL.3
- 3**  Ridge End Cap SL.6
- 4**  Overlapping Verge Tile SL.8
- 5**  Overlapping Verge End SL.9
- 6**  3 Way Apex SL.12
- 7**  4 Way Apex SL.13
- 8**  Socket tile + V Pipe Set SL.15
- 9**  Monopitch Tile (2.5pcs/m) SL.25
- 10**  Monopitch Tile End SL.26



Colors shown here were reproduced as close to the original, as current printing technology allows. Please request for sample tile for color confirmation.



Granite Black (SM.1)

Pearl Grey (SM.2)

Wild Chocolate (SM.3)

MODERN SLATE SERIES

10



For its Modern Slate Series, Terreal recommends strongly to follow its installation guide, with a pitch above 25 degrees and preferably laying on steel batten structure. Terreal Dry Fix™ and Dry Flash™ should be used respectively for ridge / hip laying and for wall abutment. Modern Slate Series must be installed in cross bonded manner.