



Marseilles Tile TBF



Colour: Natural Red



Colour: Natural Red

Dry-Laid Accessories.

The Marseilles tiles come with a comprehensive line of accessories designed to be dry-laid. They include ornamented fittings (verge tiles, ridge pediments, friezes) to decorate roofs with style.

Large Play for Easy Renovation Works.


The Marseilles tile is compatible with the great majority of tiles originating from Marseilles, France. Its variable gauge and its side play answer the requirements of roof renovation and roof modification works.

With their variable gauge and large play, the Marseilles tiles are very well suited for the renovation or the modification of old roofs built using the same kind of tiles.

Originally created during the 19th Century, and traded all around the world, these tiles are becoming more and more popular with architects that use them for new constructions with a style that reminds of the past, or for resolutely contemporary constructions.



COLOURS ⁽²⁾



Colour: Natural Red



Natural Red



Aged



Colour: Natural Red



Colour: Natural Red

Overall dimensions (mm)	260 x 436
Minimum pitch ⁽¹⁾	22.5° / 42%
Type	Double interlocking Double lap
Gauge (mm)	353 to 320
Cover width (mm)	222
Tiles per sq.m.	13 to 14
Unit weight (kg)	3.6
Weight per sq.m. (kg)	46 to 51
Battens (ml/sq.m.)	2.8 to 3.1
Laid	Broken bond
Tiles per pallet ⁽³⁾	300

Ventilation: see recommendations P. 193.

ARCHITECT'S SPECIFICATION

The tiles shall be interlocking clay tiles, with the following characteristics:

- Large traditional "Marseilles" format (ribbed).
- Tiles per sq.m.: 13 to 14.

(1) See P. 194 for a complete table of minimum roof pitches.


(2) See P. 224 for colour description in French.

(3) The number of tiles per pallet is indicative only.

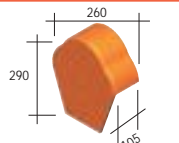
All clay tile dimensions admit normative variations of ± 2%.



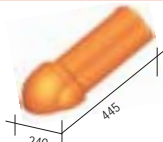
Ridges and Hips



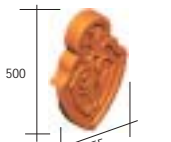
321 XT Résidence ridge tile + clip - 2.5 per m. - 3.6 kg.



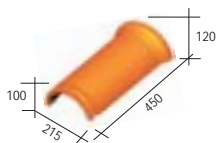
367 XT Résidence ridge end (pediment) - 2.4 kg.




457 XT Résidence ridge end - 3.25 kg.



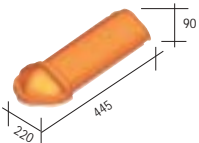
369 TAC Ornamented ridge end (pediment).



31 XT Round ridge tile - 2.5 per m. - 4.4 kg.



32 XT Résidence hip tile - 3 per m. - 2.85 kg.



44 XT Résidence hip end - 2.7 kg.



487 XT Résidence 3-way finial holder - 3.6 kg.



489 XT Résidence 4-way finial holder - 3.5 kg.

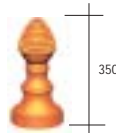
Ridges and Hips



485 XT 3-way universal finial holder - 3.75 kg.



488 XT 4-way universal finial holder - 3.65 kg.



491 XT Pine cone finial no. 3 - 2.2 kg.

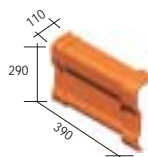


492 XT Pine cone finial no. 2 - 4.1 kg.

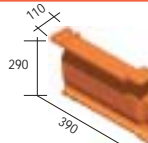


494 XT Point finial no. 1 - h=600 - 3.05 kg.

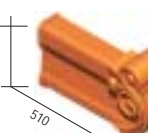
Verges



16 TAC Left cloaked verge tile - 3 per m. - 3.8 kg.



17 TAC Right cloaked verge tile - 3 per m. - 3.8 kg.



26 TAC Left verge end - 4.6 kg.



27 TAC Right verge end - 4.6 kg.



51 TAC Left 1/2 Marseilles Tile - 2.25 kg.



52 TAC Right 1/2 Marseilles Tile - 2.25 kg.

General Terracotta Accessories



61 TAC Losangée and Marseilles ventilation tile (section 15 cm²) - 3.7 kg.




641 TAC Lantern base Ø 130 - 3.7 kg.



642 XT Lantern Ø 130 (cap no. 3) - 4 kg.

Other Accessories



70 TAC Metal roof light 420x520 - 11.3 kg.



71 TAC Translucent tile - 2.2 kg.

TERREAL'S plus



The Marseilles tile comes with a comprehensive line of decorated fittings such as: **ornamented traditional verge tiles and ridge pediments**, and upon order, a **two-piece frieze ridge**.

Dimensions in mm are outside dimensions.



Marseilles Tile

TBF

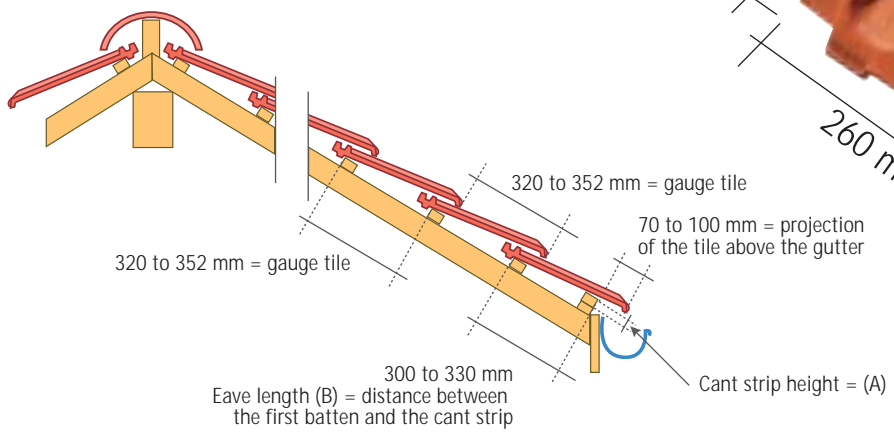
436 mm

260 mm

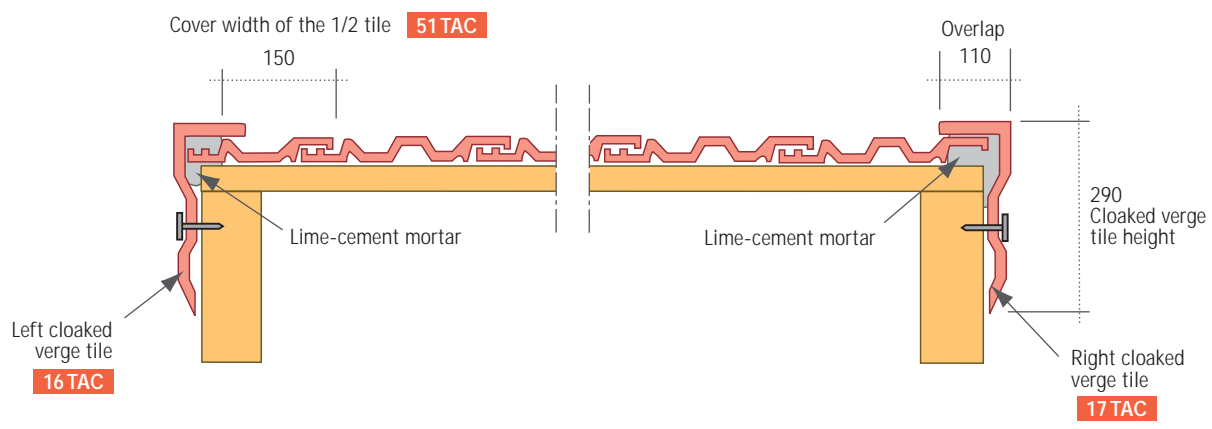
1 TAC

Marseilles Tile TBF

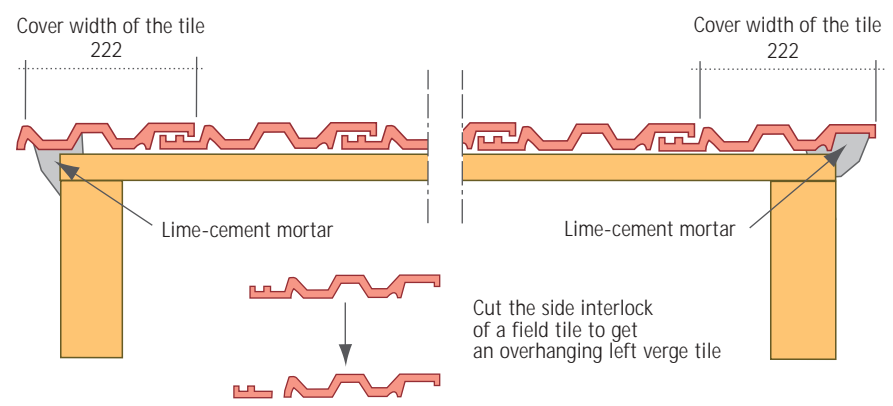
Longitudinal Spacing



Cloaked Verge Tiles⁽¹⁾




Overhanging Verge Tiles (Norman Tiles)⁽²⁾



Dimensions are indicated in mm.
 See P. 223 for the conversion table (metric system to imperial system).
 (1) See P. 211 for further details.
 (2) See P. 212 for further details.





INTERLOCKING TILE



Mercurey LAMBERT



Colour: Natural Red and Old Burgundy



Colour: Old Burgundy

A Roofer's Tile.

Mercurey is a robust 10 per sq.m. tile that roofers appreciate very much for its play and deep interlocks.

The Cost-Effective 10 per sq.m. Format.

Pure and Elegant Lines.


A graceful profile to create beautiful light and shadow effects.

Inspired from the antique pan-tiles, the Mercurey tile is resolutely contemporary. It blends perfectly into regions where pantiles (S-shaped) are traditionally used. Its fluid and undulating profile fits all surroundings.

Its large size and strength make it a de facto standard for architects and roofers alike. The Mercurey is an easy-to-lay and beautiful tile that suits the most demanding construction or renovation projects.

INTERLOCKING TILE





COLOURS ⁽²⁾




Colour: Dark Slate



Old Burgundy



Natural Red



Dark Slate



Colour: Old Burgundy



Colour: Natural Red

Overall dimensions (mm)	302 x 491
Minimum pitch ⁽¹⁾	22.5° / 42%
Type	Double interlocking Double lap
Gauge (mm)	400
Cover width (mm)	252
Tiles per sq.m.	10
Unit weight (kg)	4.5
Weight per sq.m. (kg)	45
Battens (ml/sq.m.)	2.5
Laid	Straight bond
Tiles per pallet ⁽³⁾	Under review

Ventilation: see recommendations P. 193.

ARCHITECT'S SPECIFICATION

The tiles shall be interlocking clay tiles, with the following characteristics:

- Large format pan-tile.
- The tile's shape shall keep the original Flemish pantile design, where the "S" formed by the profile is continuous, without any apparent longitudinal ribs.
- Tiles with a cornet on the side are absolutely not permitted.
- Tiles per sq.m.: 10.

(1) See P. 194 for a complete table of minimum roof pitches.

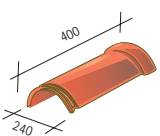
(2) See P. 224 for colour description in French.

(3) Please contact our Export Sales Department for updated information.
All clay tile dimensions admit normative variations of ± 2%.

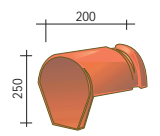
INTERLOCKING TILE



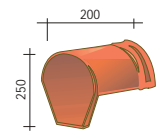
Ridges and Hips



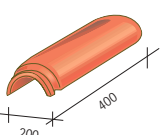
31 XL Interlocking ventilated 1/2 round ridge - 2.5 per m. - 4.1 kg.



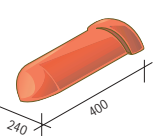
36 XL Interlocking ventilated 1/2 round ridge end (pediment) - 2.5 kg.



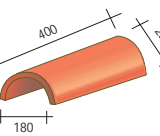
366 XL Overlapping ventilated 1/2 round ridge end (pediment) - 2.5 kg.



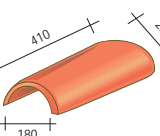
392 XL Interlocking ventilated 1/2 round ridge end - 3.6 kg.



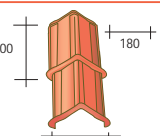
393 XL Overlapping ventilated 1/2 round ridge end - 4.6 kg.



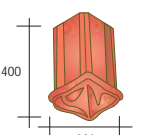
336 XL Tapered ridge/hip (large model) - 3.2 kg.



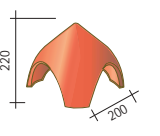
456 XL Tapered ridge/hip end (large model) - 3 per m. - 4 kg.



32 XL Interlocking wide hip (large model) - 2.6 per m. - 3.2 kg.



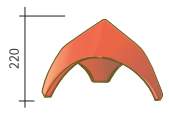
44 XL Interlocking wide hip end (large model) - 3.3 kg.



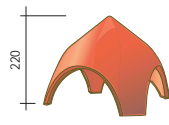
462 XL 1 ridge / 2 hip junction Ø 34 - 3.4 kg.

Dimensions in mm are outside dimensions.

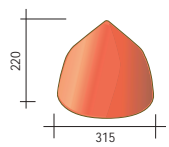
Ridges and Hips



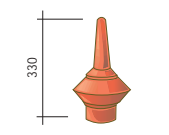
464 XL 1 ridge / 2 ridge junction Ø 34 - 3.2 kg.



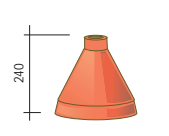
465 XL 4 hip junction⁽¹⁾ Ø 34 - 3.2 kg.



466 XL General junction Ø 34 - 5.6 kg.



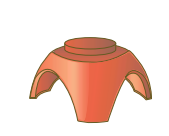
483 XL Finial top - 2.3 kg.



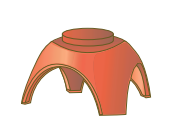
482 XL Finial foot - 3.9 kg.



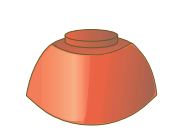
484 XL 1 ridge / 2 hip finial holder⁽¹⁾ Ø 34 - 3.6 kg.



485 XL 1 ridge / 2 ridge finial holder⁽¹⁾ Ø 34 - 3.3 kg.

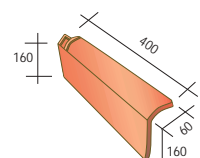


486 XL 4 hip finial holder (small model)⁽¹⁾ Ø 34 - 3.3 kg.

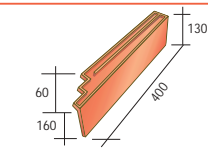


481 XL Plain finial holder Ø 34 - 5.5 kg.

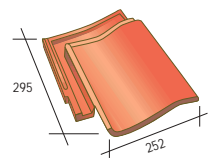
Verges



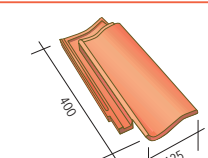
16 MY Left verge tile - 2.5 per m. - 3.2 kg.



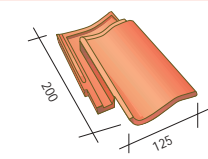
17 MY Right verge tile - 2.5 per m. - 3 kg.



3 MY 1/2 gauge tile - 2.65 kg.




5 MY 1/2 tile - 3.1 kg.



25 MY 1/2 gauge 1/2 tile - 1.6 kg.

General Terracotta Accessories



613 MY Ventilation tile with grid (section 35 cm²) - 5 kg.

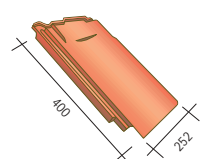


635 MY Lantern base with cap Ø 100 - 6.2 kg.

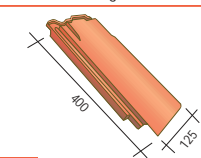


65 MY Lantern base with cap Ø 150 - 7 kg.

Under ridges



53 MY Under ridge tile - 4.6 kg.



531 MY 1/2 under ridge tile (with variable gauge) - 2.9 kg.



Colour: Old Burgundy


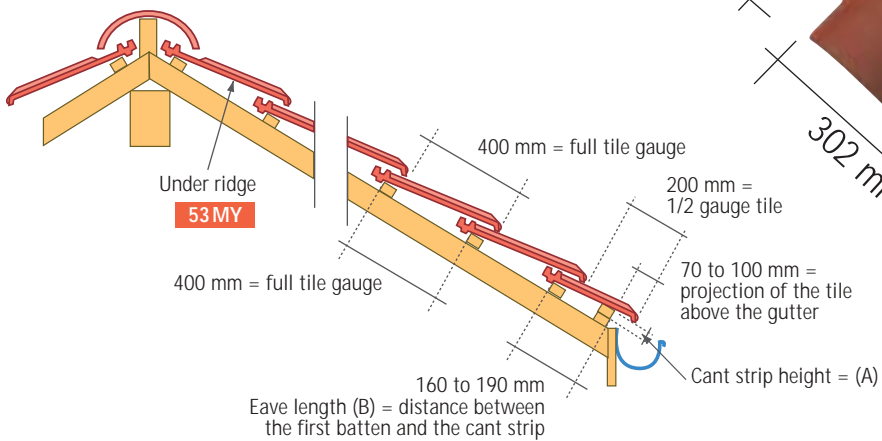
TERREAL'S plus

53 MY

The Mercurey tile comes with an under-ridge tile, to install ridges dry-laid and save precious time.

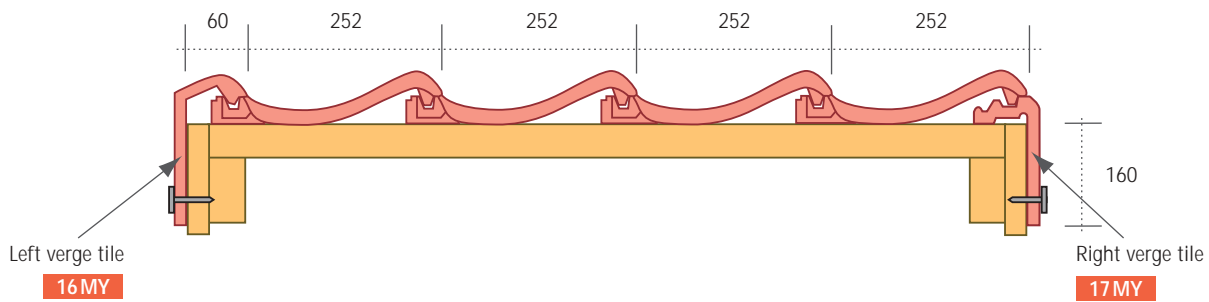
Mercurey LAMBERT

Longitudinal Spacing




Mercurey LAMBERT

Cloaked Verge Tiles⁽¹⁾



Dimensions are indicated in mm.
See P. 223 for the conversion table (metric system to imperial system).
(1) See P. 211 for further details.



Montchanin LAMBERT



Colour: Natural Red



Colour: Natural Red

The Genuine Rehabilitation Tile.

The top and side interlocks guarantee an excellent compatibility with most older "Diamond-profile" tiles based on the original model, and produced across Europe during the past 150 years.

Unmatched Laying.

The variable gauge, the side exposure and its strength make the Montchanin tile a reference for trouble-free laying.

Retro Look.

The traditional diamond gives the Montchanin tile its retro look, which delights those who appreciate early 20th Century architectures.

The Montchanin Lambert tile is the worthy heir to the very first interlocking tiles built in the middle of the 19th Century. Its central lozenge and lower triangle divert rainwater and protect the interlocks.

Montchanin is very popular for renovation projects, because it fits with many models of similar kind, manufactured during decades since the 1850's.

Its "retro" look also make it quite popular on modern constructions. It is now available in a new, weathered colour: Old Burgundy.



COLOURS⁽²⁾



Colour: Natural Red



Colour: Natural Red



Flamed Red



Natural Red



Tudor Brown



Old Burgundy



Colour: Natural Red

Overall dimensions (mm)	240 x 412
Minimum pitch ⁽¹⁾	25° / 47%
Type	Double interlocking Double lap
Gauge (mm)	370 to 320
Cover width (mm)	215
Tiles per sq.m.	12.5 to 14.5
Unit weight (kg)	3.2
Weight per sq.m. (kg)	38 to 44
Battens (ml/sq.m.)	2.7 to 3.1
Laid	Broken bond
Tiles per pallet ⁽³⁾	Under review

Ventilation: see recommendations P. 193.

ARCHITECT'S SPECIFICATION

The tiles shall be interlocking clay tiles, with the following characteristics:

- Large format "Diamond" type tiles.
- The tiles shall keep the traditional 19th and early 20th Century design, with a lozenge in the centre and a triangle at the bottom to help shed rainwater away from the gauge.
- No other profiled decoration is permitted.
- Tiles per sq.m.: 12.5 to 14.5.

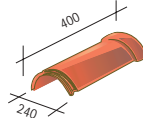
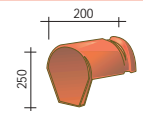
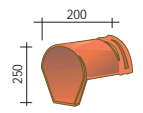
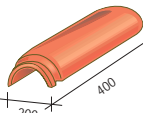
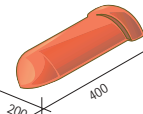
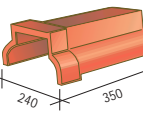
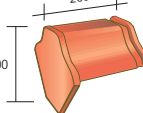
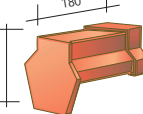
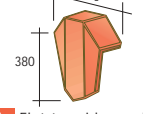
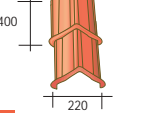
(1) See P. 194 for a complete table of minimum roof pitches.

(2) See P. 224 for colour description in French.

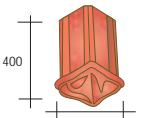
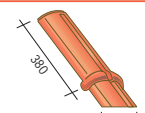
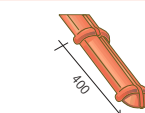
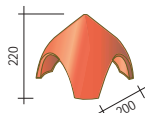
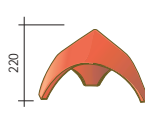
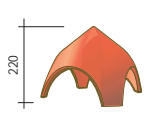
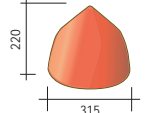
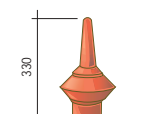
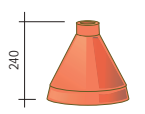

(3) Please contact our Export Sales Department for updated information.
All clay tile dimensions admit normative variations of ± 2%.



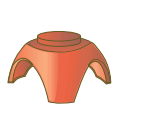

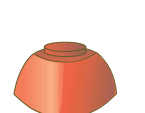
Ridges and Hips

-  **31 XL** Interlocking ventilated 1/2 round ridge - 2.5 per m. - 4.1 kg.
-  **36 XL** Interlocking ventilated 1/2 round ridge end (pediment) - 2.5 kg.
-  **366 XL** Overlapping ventilated 1/2 round ridge end (pediment) - 2.5 kg.
-  **392 XL** Interlocking ventilated 1/2 round ridge end - 3.6 kg.
-  **393 XL** Overlapping ventilated 1/2 round ridge end - 4.6 kg.
-  **318 XL** Interlocking flat top ridge - 3 per m. - 3.5 kg.
-  **357 XL** Interlocking flat top ridge end (pediment) - 2.5 kg.
-  **355 XL** Overlapping flat top ridge end (pediment) - 2.7 kg.
-  **359 XL** Flat top ridge end (pediment) - 3.8 kg.
-  **32 XL** Interlocking wide hip (large model) - 2.6 per m. - 3.2 kg.

Ridges and Hips

-  **44 XL** Interlocking wide hip end (large model) - 3.3 kg.
-  **327 XL** Interlocking elegant hip (small model) - 2.6 per m. - 2.9 kg.
-  **881 XL** Elegant hip end (small model) - 2.2 kg.
-  **462 XL** 1 ridge / 2 hip junction Ø 34 - 3.4 kg.
-  **464 XL** 1 ridge / 2 ridge junction Ø 34 - 3.2 kg.
-  **465 XL** 4 hip junction⁽¹⁾ Ø 34 - 3.2 kg.
-  **466 XL** General junction Ø 34 - 5.6 kg.
-  **483 XL** Finial top - 2.3 kg.
-  **482 XL** Finial foot - 3.9 kg.
-  **484 XL** 1 ridge / 2 hip finial holder⁽¹⁾ Ø 34 - 3.6 kg.

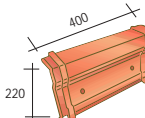

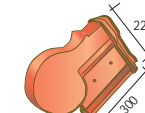
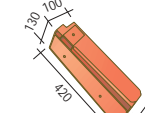
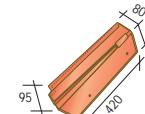
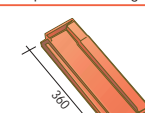
Ridges and Hips

-  **485 XL** 1 ridge / 2 ridge finial holder⁽¹⁾ Ø 34 - 3.3 kg.
-  **486 XL** 4 hip finial holder (small model)⁽¹⁾ Ø 34 - 3.3 kg.
-  **481 XL** Plain finial holder Ø 34 - 5.5 kg.

General Terracotta Accessories


-  **613 XLO** Montchanin ventilation tile with grid (section 35 cm²) - 3.2 kg.
-  **62 MO** Lantern base Ø 100 - 3.9 kg.
-  **63 XL** Lantern Ø 100 - 3 kg.
-  **631 XL** Ventilation cap for lantern base Ø 100 - 1.5 kg.

Verges

-  **203 XL** Universal verge tile - 2.6 per m. - 3.6 kg.
-  **26 XL** Left overlapping universal verge end - 3 kg.
-  **27 XL** Right overlapping universal verge end - 3.3 kg.
-  **16 XLO** Montchanin left verge tile - 2.5 per m. - 3 kg.
-  **17 XLO** Montchanin right verge tile - 2.5 per m. - 3.1 kg.
-  **5 XLO** 1/2 tile - 1.8 kg.

Other Accessories

-  **71 MO** Glass tile - 3.5 kg.



TERREAL's *plus*

203 XL

The Montchanin tile shares with all other variable-gauge tiles made in Chagny a traditional universal verge tile (equally laid on the right or left verge) and an interlocking flat-top ridge tile.

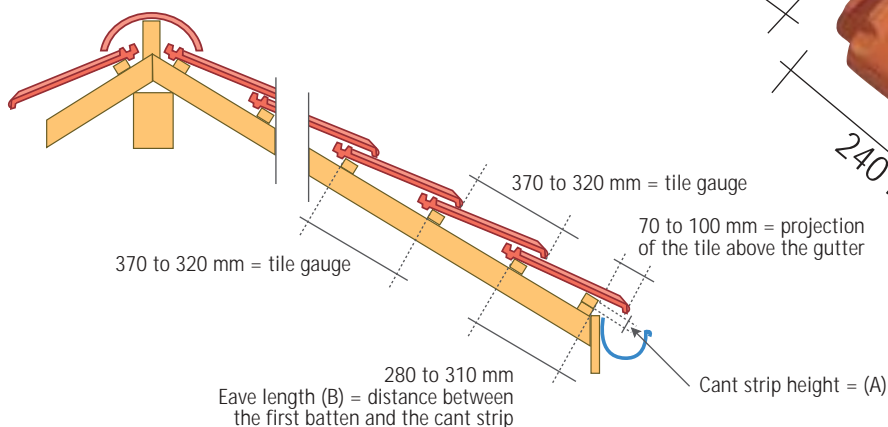
Dimensions in mm are outside dimensions.
(1) Available upon order.



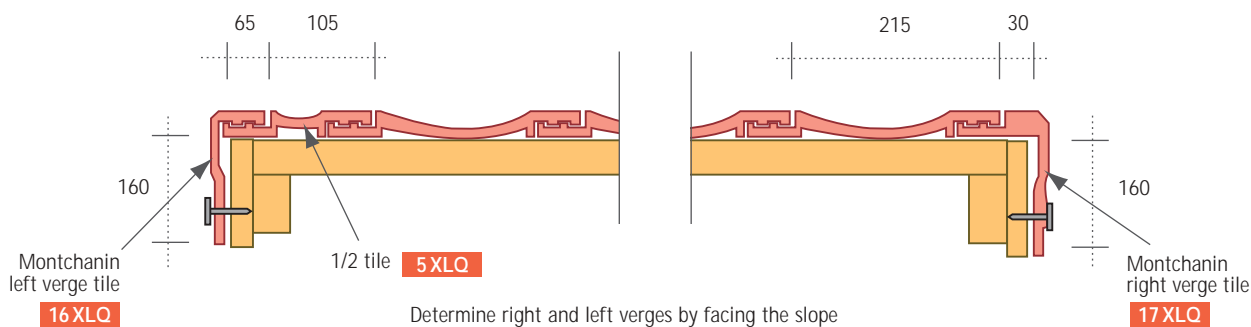
Montchanin LAMBERT

Montchanin LAMBERT

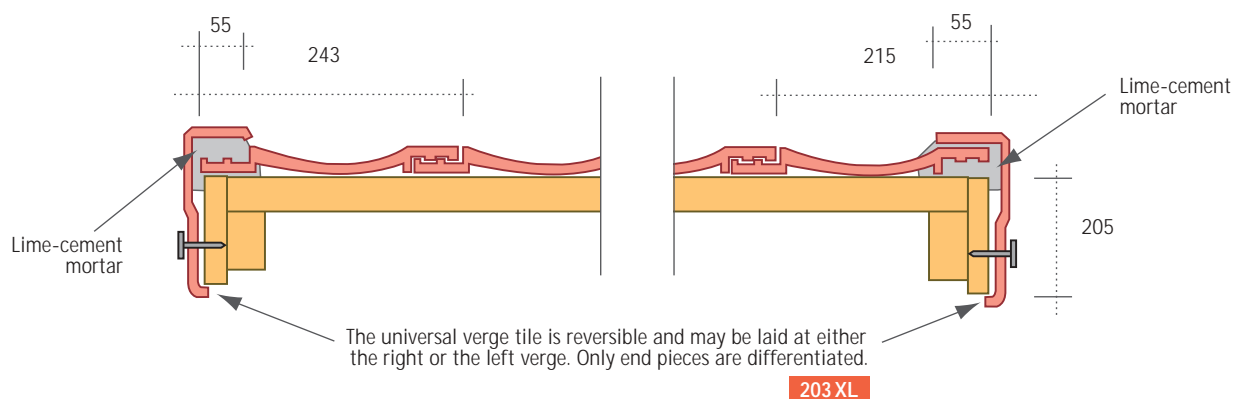
Longitudinal Spacing




Cloaked Verge Tiles⁽¹⁾



Universal Verge Tiles⁽²⁾



Dimensions are indicated in mm.
See P. 223 for the conversion table (metric system to imperial system).
(1) See P. 211 for further details.
(2) See P. 212 for further details.



Renaissance TBF



Colour: Plum Red



Colour: Natural Red

Double-Tile Appearance.


With its "2-tiles-in-1" principle, the Renaissance combines the charm of the small-mould pan-tiles with the economy and lightness of a large 11 per sq.m. tile. Its discreet cornet has been designed for elegance, thus completing the tile's excellent finish and a great range of colours.

Technical and Handy.

The Renaissance is particularly waterproof and easy-to-lay thanks to its double interlocking/double lap principle, reinforced by three beads in the upper part. Thanks to its wide format, this tile is easily cut and fitted around valleys or hips. Lastly, it comes with a comprehensive range of terracotta fittings, for better time-saving.

The Renaissance TBF tile combines all the charm of a small format tile and the obvious advantages of a large format one, thanks to its innovative visual principle of "2 tiles in 1". It has been designed to be laid broken bond, thus improving waterproofing and roof-safety. It is completed by a wide range of accessories, which make the installation quicker and easier (including without mortar).

Finally, the elegant pattern of the Renaissance tile is beautifully enhanced by an exciting colour offer.



COLOURS⁽²⁾




Colour: Nothern Brown



Colour: Plum Red



Plum Red



Natural Red



Rustic Brown



Glazed Plum Red



Graphite Black



Dark Oldish



Nothern Brown

Overall dimensions (mm)	420x318
Minimum pitch ⁽¹⁾	22.5° / 42%
Type	Double interlocking Double lap
Gauge (mm)	241
Cover width (mm)	375
Tiles per sq.m.	11
Unit weight (kg)	3.6
Weight per sq.m. (kg)	40
Battens (ml/sq.m.)	4.1
Laid	Broken bond
Tiles per pallet ⁽³⁾	210

Ventilation: see recommendations P. 193.

(1) See P. 194 for a complete table of minimum roof pitches.

(2) See P. 74 for all available colours and P. 224 for colour description in French.

(3) The number of tiles per pallet is indicative only.


With overseas containers, special pallets of 240 tiles will be used.
All clay tile dimensions admit normative variations of ± 2%.

ARCHITECT'S SPECIFICATION

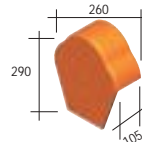
- The tiles will be interlocking clay tiles, with the following characteristics:
- Large landscape format replicating the assembly of two small-format pan-tiles with a side-cornet.
 - Tiles per sq.m.: 11.



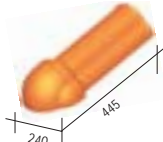
Ridges and Hips



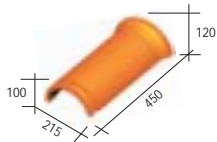
321 XT Residence ridge tile + clip - 2.5 per m. - 3.6 kg.



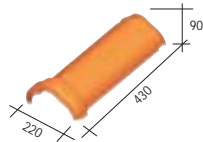
367 XT Residence ridge end (pediment) - 2.4 kg.



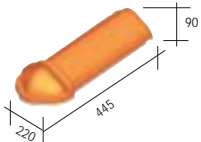
457 XT Residence ridge end - 3.25 kg.



31 XT Round ridge tile - 2.5 per m. - 4.4 kg.



32 XT Residence hip tile - 3 per m. - 2.85 kg.



44 XT Residence hip end - 2.4 kg.



487 XT Residence 3-way finial holder - 3.6 kg.



489 XT Residence 4-way finial holder - 3.5 kg.

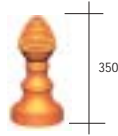


485 XT 3-way universal finial holder - 3.75 kg.

Ridges and Hips



488 XT 4-way universal finial holder - 3.65 kg.



491 XT Pine cone finial no. 3 - 2.2 kg.

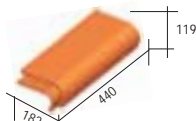


492 XT Pine cone finial no. 2 - 4.1 kg.



494 XT Point finial no. 1 - h=600 - 3.05 kg.

Under ridges



182 XT Monopitch tile - 2.5 per m. - 2.7 kg.



531 RN 1/2 under ridge tile - 5.4 per m. - 2.1 kg.

Other Accessories

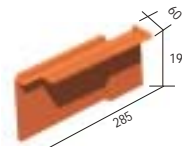


70 RN Metal roof light - 420x520.

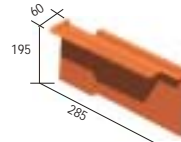


71 RN 1/2 translucent tile.

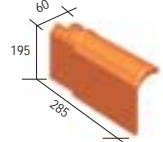
Verges



161 RN Left cloaked verge tile - 4.2 par m. - 1.85 kg.



171 RN Right cloaked verge tile - 4.2 par m. - 1.85 kg.



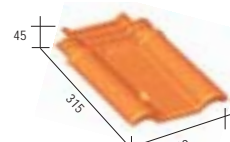
162 RN Left overlapping traditional verge - 4.2 par m. - 1.85 kg.



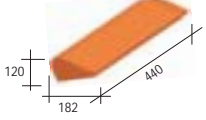
5 RN 1/2 tile - 1.9 kg.



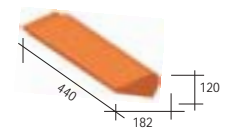
102 RN 1/4 tile - 4.2 par m. - 1.35 kg.



511 RN 1/2 double roll tile - 2.1 kg.



262 XT Left monopitch end tile - 2.6 kg.



272 XT Right monopitch end tile - 2.6 kg.

General Terracotta Accessories



61 RN Ventilation tile (section 15 cm²) - 4.1 kg.



62 RN Lantern base Ø 100 - 2.15 kg.



641 RN Lantern base Ø 130 - 4.05 kg.



65 RN Lantern base Ø 150 - 6.8 kg.




63 XT Lantern Ø 100 - 2.9 kg.



642 XT Lantern Ø 130 - 5.5 kg.



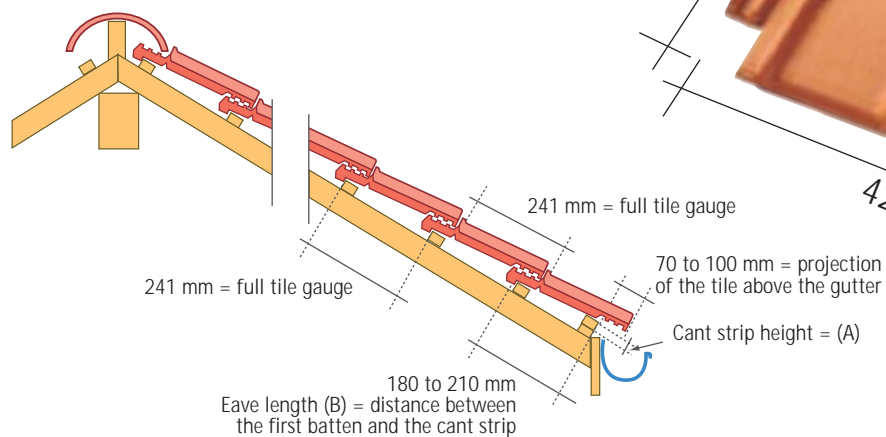
66 XT Lantern Ø 150 - 5.5 kg.



87 RN Gambrel tile - 1.55 kg.

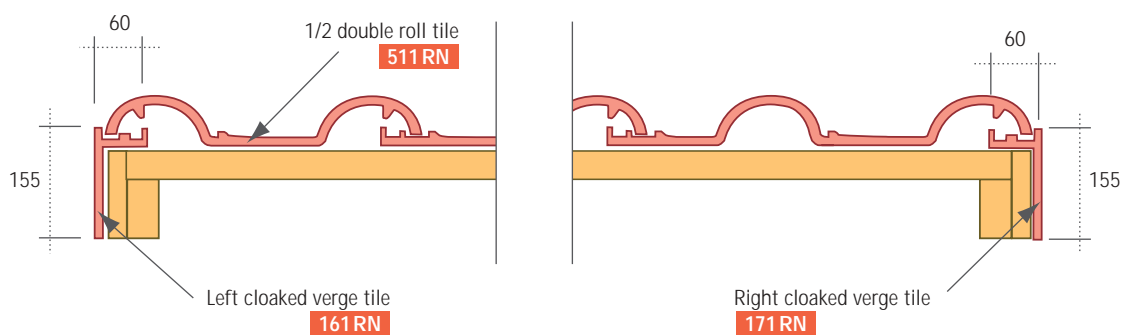
Renaissance TBF

Longitudinal Spacing

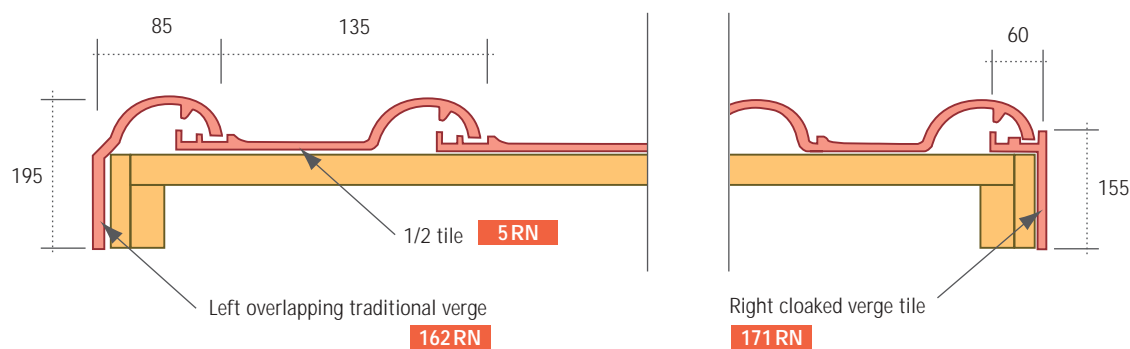


Cloaked Verge Tiles⁽¹⁾


- Solution 1, with 1/2 double-roll tiles



- Solution 2, with left overlapping traditional verges




Dimensions are indicated in mm.
See P. 223 for the conversion table (metric system to imperial system).
(1) See P. 211 for further details.



Résidence TBF



Colour: Rustic Brown



Colour: Natural Red

Two Short Tiles in One.

With its double-tile appearance and a wide palette of shades, the Résidence tile provides the rich visual effect of small format tiles. Meanwhile, being a large 10 per sq.m. format tile, it guarantees lightness and economy for the roof.


Proven Weathertightness.

With its deep broad upper interlocking, the Résidence is extremely stable and perfectly weathertight. Its central ridge and broken-bonded fixing further enhance these qualities by making the water run off away from the interlocks.

The Résidence TBF tile has all the charm of a small format tile and the obvious advantages of a large format one. Its innovative visual principle of "two tiles in one" makes exceptionally light weight roofs possible.

The Résidence tile is easy to install and has been designed for securing tiles without mortar, both aesthetically and technically. It should be laid with broken-bonded, thus providing excellent water-proofing.

It can fit to any landscape thanks to its wide colour range, and develops a discrete patina with time.



COLOURS⁽²⁾



Colour: Rustic Brown




Colour: Rustic Brown



Plum Red



Nothern Brown



Rustic Brown



Deep Brown



Graphite Black



Natural Red



Dark Pink Multi

Overall dimensions (mm)	412x311
Minimum pitch ⁽¹⁾	22.5° / 42%
Type	Double interlocking Double lap
Gauge (mm)	251
Cover width (mm)	383
Tiles per sq.m.	10
Unit weight (kg)	3.8
Weight per sq.m. (kg)	40
Battens (ml/sq.m.)	4
Laid	Broken bond
Tiles per pallet ⁽³⁾	210

Ventilation: see recommendations P. 193.

(1) See P. 194 for a complete table of minimum roof pitches.

(2) See P. 74 for all available colours and P. 224 for colour description in French.

(3) The number of tiles per pallet is indicative only.

With overseas containers, special pallets of 240 tiles will be used.

All clay tile dimensions admit normative variations of ± 2%.

ARCHITECT'S SPECIFICATION


The tiles will be interlocking clay tiles, with the following characteristics:

- Large landscape format replicating the lateral assembly of two tiles with a side rib.
- Tiles per sq.m.: 10.

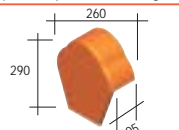




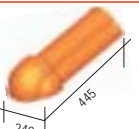
Ridges and Hips



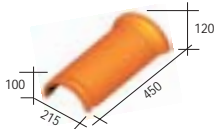
321 XT Résidence ridge tile + clip - 2.5 per m. - 3.6 kg.




367 XT Résidence ridge end (pediment) - 2.4 kg.



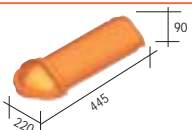
457 XT Résidence ridge end - 3.25 kg.



31 XT Round ridge tile - 2.5 per m. - 4.4 kg.



32 XT Résidence hip tile - 3 per m. - 2.85 kg.



44 XT Résidence hip end - 2.4 kg.



487 XT Résidence 3-way finial holder - 3.6 kg.



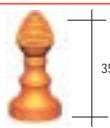
489 XT Résidence 4-way finial holder - 3.5 kg.



485 XT 3-way universal finial holder - 3.75 kg.



488 XT 4-way universal finial holder - 3.65 kg.




491 XT Pine cone finial no. 3 - 2.2 kg.

Ridges and Hips

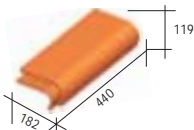


492 XT Pine cone finial no. 2 - 4.1 kg.



494 XT Point finial no. 1 - 3.05 kg.

Under ridges




182 XT Monopitch tile - 2.5 per m. - 2.7 kg.

Other Accessories

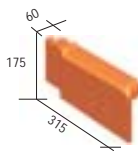


70 RS Metal roof light - 420x520.

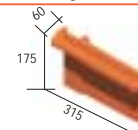


711 RS 1/2 glass tile - 2.25 kg.

Verges



161 RS Left interlocking verge - 4 per m. - 1.5 kg.



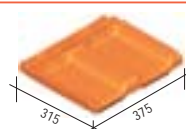
171 RS Right interlocking verge - 4 per m. - 1.5 kg.



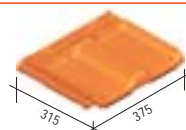
162 RS Left overlapping traditional verge - 4 per m. - 1.7 kg.



172 RS Right overlapping traditional verge - 4 per m. - 1.7 kg.



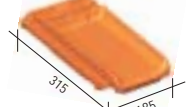
89 RS Left Norman verge (no overlap) - 4 per m. - 4 kg.



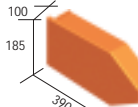
90 RS Right Norman verge (no overlap) - 4 per m. - 4 kg.



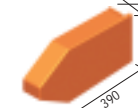
891 RS 1/2 left Norman verge (no overlap) - 4 per m. - 2 kg.



892 RS 1/2 right Norman verge (no overlap) - 4 per m. - 2 kg.



266 RS Left overlapping universal verge end - 2.5 kg.




276 RS Right overlapping universal verge end - 2.5 kg.

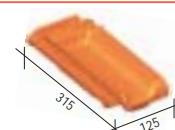


5 RS 1/2 tile - 2.1 kg.

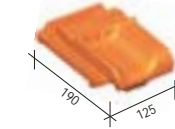
Verges



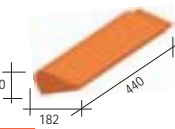
25 RS 1/2 gauge 1/2 tile - 1.2 kg.



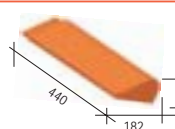
102 RS 1/4 tile - 1.25 kg.



101 RS 1/2 gauge 1/4 tile - 0.65 kg.



262 XT Left monopitch end tile - 2.6 kg.



272 XT Right monopitch end tile - 2.6 kg.

General Terracotta Accessories




61 RS Ventilation tile - 3.6 kg.



62 RS Lantern base Ø 100.
65 RS Lantern base Ø 150.




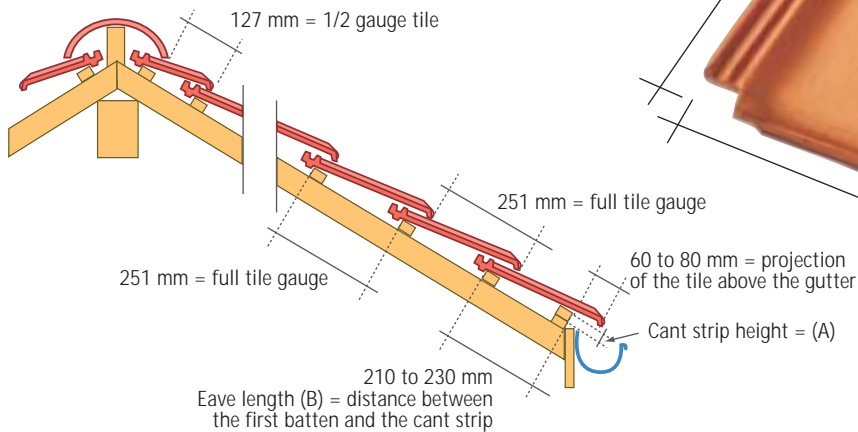
63 XT Lantern Ø 100 (cap no.1).
66 XT Lantern Ø 150.



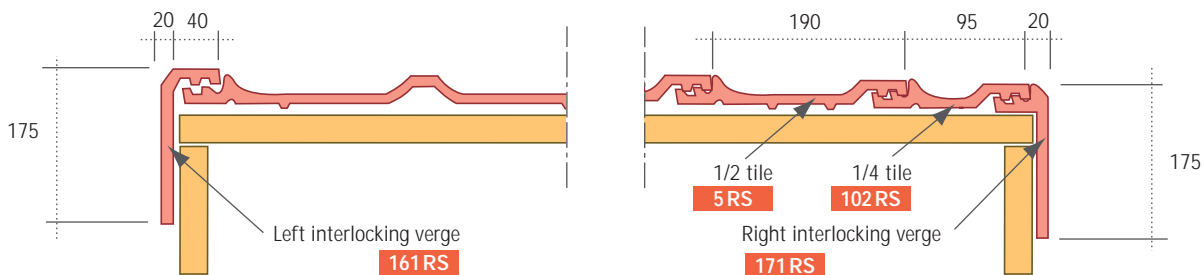
87 RS Dormer window end tile - 5.4 per m. - 2.9 kg.

Résidence TBF

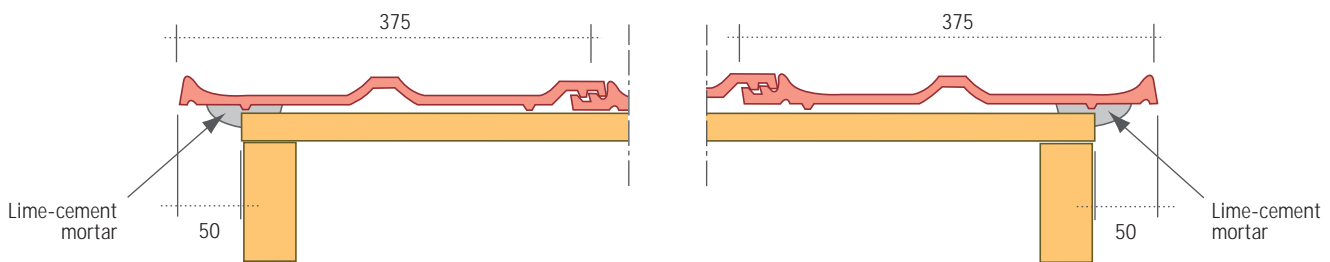
Longitudinal Spacing



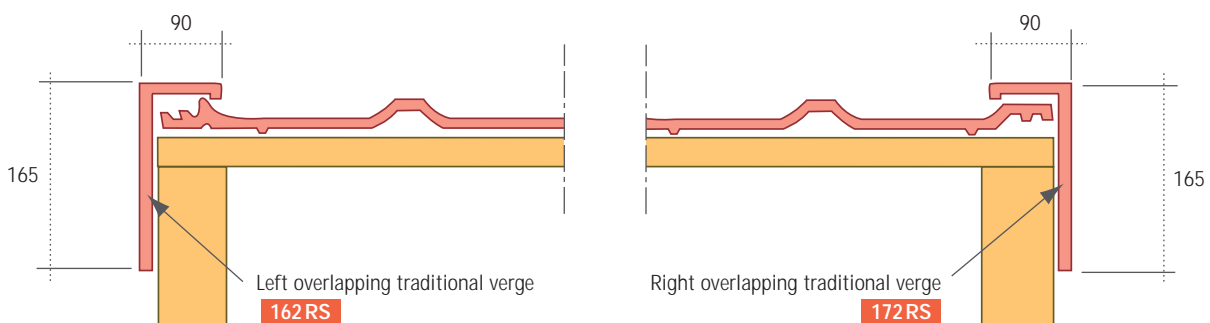
Cloaked Verge Tiles⁽¹⁾




Overhanging Verge Tiles (Norman Tiles)⁽²⁾



Traditional Verge Tiles⁽²⁾



Dimensions are indicated in mm.
See P. 223 for the conversion table (metric system to imperial system).
(1) See P. 211 for further details.
(2) See P. 212 for further details.




INTERLOCKING TILE



Santenay LAMBERT



Colour: Flamed Red



Colour: Natural Red

Weather-tightness Even at Shallow Pitches.

Thanks to a tried-and-tested system of interlocks, and a narrow nose, which allows it to shed water efficiently, the Santenay has been awarded a Certificate of Accreditation in France for its suitability for fixing at shallow pitches.

Ease of Fixing.

Lightweight for its 10 per sq.m. format, yet solid and stable, the Santenay has a variable gauge and lateral play that make it a benchmark in terms of fixing.

The Santenay Lambert tile is said to be an “architect’s” tile, and it brings firmly contemporary aesthetics. It is perfectly waterproof even in shallow pitches, and its reputation with specifiers is due to its innovative semi-plain appearance, and the fineness and softness of its profile.

The Santenay tile is available in six warm colours varying from Champagne Sand-faced to Dark Slate, and its fluid lines are impressive on roofs of innovative constructions. It also offers a touch of modernness to the most conventional homes.

INTERLOCKING TILE






COLOURS⁽²⁾



Colour: Tudor Brown



Colour: Natural Red




Flamed Red



Old Burgundy




Tudor Brown



Dark Slate



Champagne Sandfaced



Natural Red

ARCHITECT'S SPECIFICATION

The tiles shall be interlocking clay tiles, with the following characteristics:

- Large format tiles.
- With a side rib and a central concave shape.
- Tiles per sq.m.: 10 to 11.

Overall dimensions (mm)	296 x 491
Minimum pitch ⁽¹⁾	16° / 29%
Type	Double interlocking Double lap
Gauge (mm)	400 to 360
Cover width (mm)	250
Tiles per sq.m.	10 to 11
Unit weight (kg)	4
Weight per sq.m. (kg)	40 to 44
Battens (ml/sq.m.)	2.5 to 2.8
Laid	Straight bond
Tiles per pallet ⁽³⁾	Under review

Ventilation: see recommendations P. 193.

(1) For projects where the rafters are below the minimum recommended roof pitch, please contact our Sales Service for advice.

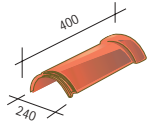
See P. 194 for a complete table of minimum roof pitches.

(2) See P. 224 for colour description in French.

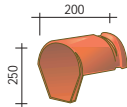
(3) Please contact our Export Sales Department for updated information.

All clay tile dimensions admit normative variations of ± 2%.

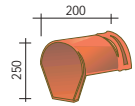
Ridges and Hips



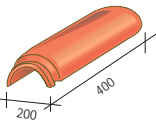
31 XL Interlocking ventilated 1/2 round ridge - 2.5 per m. - 4.1 kg.



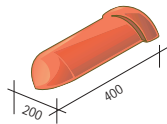
36 XL Interlocking ventilated 1/2 round ridge end (pediment) - 2.5 kg.



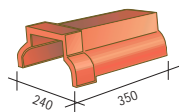
366 XL Overlapping ventilated 1/2 round ridge end (pediment) - 2.5 kg.



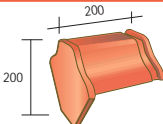
392 XL Interlocking ventilated 1/2 round ridge end - 3.6 kg.



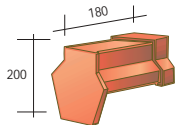
393 XL Overlapping ventilated 1/2 round ridge end - 4.6 kg.



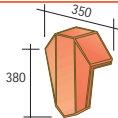
318 XL Interlocking flat top ridge - 3 per m. - 3.5 kg.



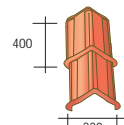
357 XL Interlocking flat top ridge end (pediment) - 2.5 kg.



355 XL Overlapping flat top ridge end (pediment) - 2.7 kg.

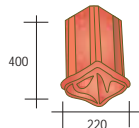


359 XL Flat top ridge end (pediment)⁽³⁾ - 3.8 kg.

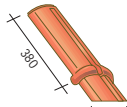


32 XL Interlocking wide hip (large model) - 2.6 per m. - 3.2 kg.

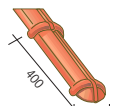
Ridges and Hips



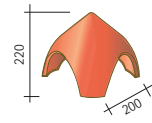
44 XL Interlocking wide hip end (large model) - 3.3 kg.



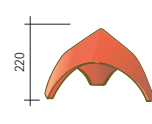
327 XL Interlocking elegant hip (small model) - 2.6 per m. - 2.9 kg.



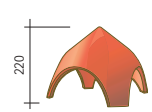
881 XL Elegant hip end (small model) - 2.2 kg.



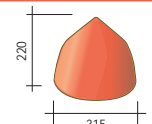
462 XL 1 ridge / 2 hip junction Ø 34 - 3.4 kg.



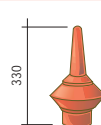
464 XL 1 ridge / 2 ridge junction Ø 34 - 3.2 kg.



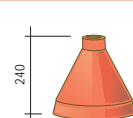
465 XL 4 hip junction⁽¹⁾ Ø 34 - 3.2 kg.



466 XL General junction Ø 34 - 5.6 kg.



483 XL Finial top - 2.3 kg.



482 XL Finial foot - 3.9 kg.



484 XL 1 ridge / 2 hip finial holder⁽¹⁾ Ø 34 - 3.6 kg.

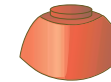
Ridges and Hips



485 XL 1 ridge / 2 ridge finial holder⁽¹⁾ Ø 34 - 3.3 kg.



486 XL 4 hip finial holder (small model)⁽¹⁾ Ø 34 - 3.3 kg.



481 XL Plain finial holder Ø 34 - 5.5 kg.

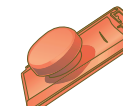
General Terracotta Accessories



613 XLD Ventilation tile with grating (section 35 cm² - large model) - 4.7 kg.

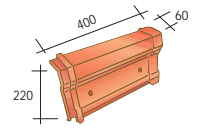


65 XLD Lantern base with cap Ø 150 - 7.2 kg.

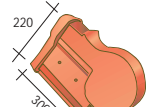


635 SA Lantern base with cap Ø 100 - 6.2 kg.

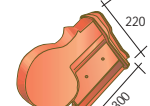
Verges



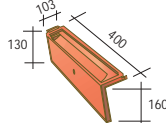
203 XL Universal verge tile - 2.6 per m. - 3.6 kg.



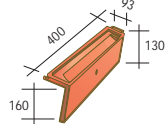
26 XL Left overlapping universal verge end - 3 kg.



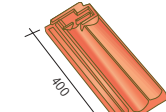
27 XL Right overlapping universal verge end - 3.3 kg.



16 XLD Left verge (large model) - 10 per sq.m. - 2.5 per m. - 3.2 kg.




17 XLD Right verge (large model) - 10 per sq.m. - 2.5 per m. - 3.8 kg.



5 XLD 1/2 tile - 2.3 kg.

Other Accessories



71 XLD Glass tile - 4.7 kg.

TERREAL'S plus

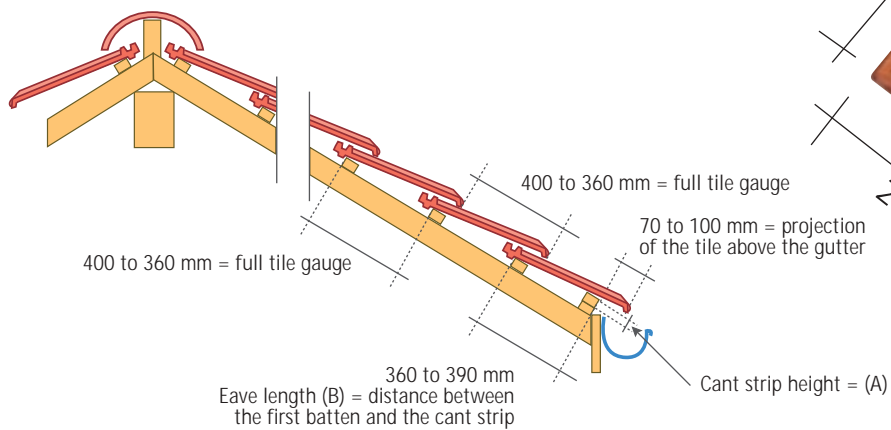
16 XLD **17 XLD**

Simplify your stock-holding with accessories common to the Santenay, the Côte de Beaune and the Volnay PV tiles, such as verge tiles and ventilation tiles.

Dimensions in mm are outside dimensions.
(1) Available upon order.

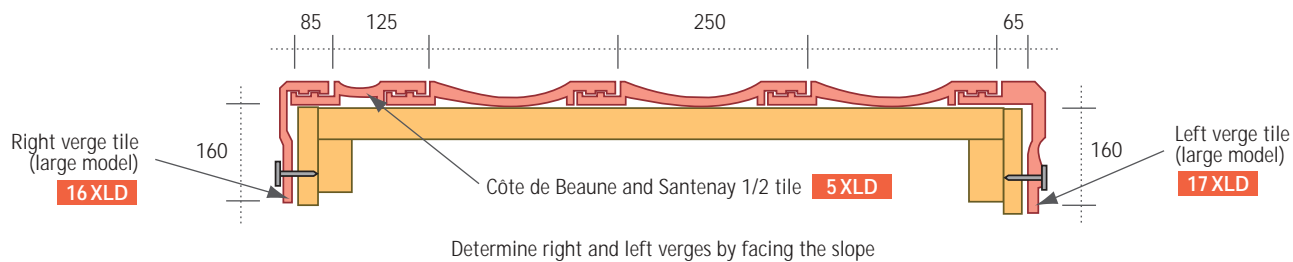
Santenay LAMBERT

Longitudinal Spacing



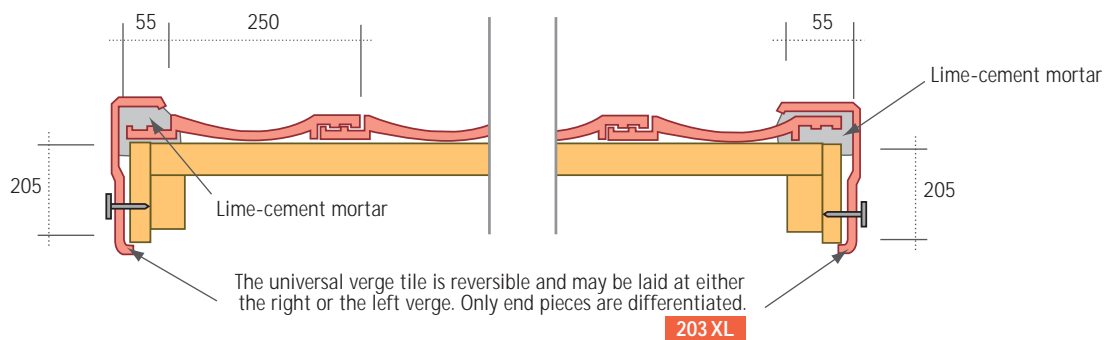
Santenay LAMBERT

Cloaked Verge Tiles⁽¹⁾



Universal Verge Tiles⁽²⁾

Not recommended except for oblique verges.



Dimensions are indicated in mm.
See P. 223 for the conversion table (metric system to imperial system).
(1) See P. 211 for further details.
(2) See P. 212 for further details.



INTERLOCKING TILE



Volnay PV LAMBERT



Colour: Old Burgundy



Colour: Old Burgundy

Waterproof and Robust.

The interlock system ensures excellent watertightness. A water diverter in the top left interlock sheds rainwater away from the intersection of the joints. Several reinforcement ribs on the underside emphasize the strength of the tile.

Fast and Easy Laying.

Volnay PV's variable gauge and side play make easy spacing and laying, on new projects or renovation works.

Pure and Elegant Lines.


A flat profile and a fine nose characterise Volnay PV's graceful lines.

Volnay PV is both elegant and reliable, and has immediately set a new standard among large flat interlocking tiles. Heir to the Volnay Lambert, from which it received the legendary robustness and an excellent watertightness, the Volnay PV tile offers a generous 68 mm variable gauge. It has the same overall dimensions as its predecessor, and is compatible with all accessories common to Terreal's 10 per sq.m. variable gauge tiles. It is laid broken bonded.

Its fine and elegant bevelled nose and its graceful lines enhance the plain tile "feel" of roofs it covers. Volnay PV comes in six rich and authentic colours to fit everywhere.

INTERLOCKING TILE






COLOURS⁽²⁾



Colour: Old Burgundy




Colour: Dark Slate



Dark Slate




Tudor Brown



Old Burgundy



Champagne Sandfaced



Flamed Red



Slate Grey

ARCHITECT'S SPECIFICATION

The tiles shall be interlocking clay tiles, with the following aspect:

- Large flat format.
- The tile's nose must be bevelled, with the bevel part representing at least 20% of the longitudinal gauge of the tile.
- No tiles with a straight nose are permitted.
- Tiles per sq.m.: 10 to 11.

Overall dimensions (mm)	293 x 490
Minimum pitch ⁽¹⁾	17.5° / 32%
Type	Double interlocking Double lap
Gauge (mm)	408 to 340
Cover width (mm)	250
Tiles per sq.m.	10 to 11
Unit weight (kg)	4.5
Weight per sq.m. (kg)	45
Battens (ml/sq.m.)	2.5
Laid	Broken bond
Tiles per pallet ⁽³⁾	Under review

Ventilation: see recommendations P. 193.

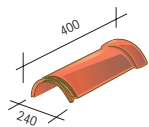
(1) Sheltered areas only. See P. 194 for a complete table of minimum roof pitches.

(2) See P. 224 for colour description in French.

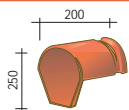
(3) Please contact our Export Sales Department for updated information.
All clay tile dimensions admit normative variations of ± 2%.



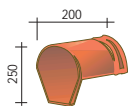
Ridges and Hips



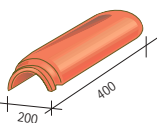
31 XL Interlocking ventilated 1/2 round ridge - 2.5 per m. - 4.1 kg.



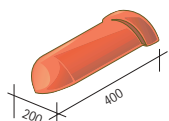
36 XL Interlocking ventilated 1/2 round ridge end (pediment) - 2.5 kg.



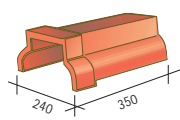
366 XL Overlapping ventilated 1/2 round ridge end (pediment) - 2.5 kg.



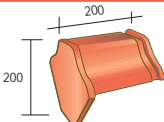
392 XL Interlocking ventilated 1/2 round ridge end - 3.6 kg.



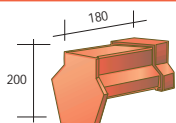
393 XL Overlapping ventilated 1/2 round ridge end - 4.6 kg.



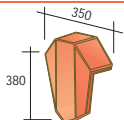
318 XL Interlocking flat top ridge - 3 per m. - 3.5 kg.



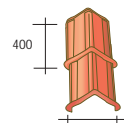
357 XL Interlocking flat top ridge end (pediment) - 2.5 kg.



355 XL Overlapping flat top ridge end (pediment) - 2.7 kg.

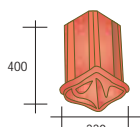


359 XL Flat top ridge end (pediment)⁽²⁾ - 3.8 kg.

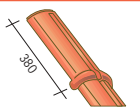


32 XL Interlocking wide hip (large model) - 2.6 per m. - 3.2 kg.

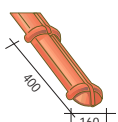
Ridges and Hips



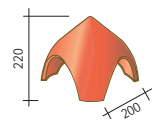
44 XL Interlocking wide hip end (large model) - 3.3 kg.



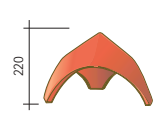
327 XL Interlocking elegant hip (small model) - 2.6 per m. - 2.9 kg.



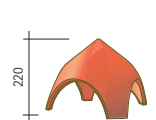
881 XL Elegant hip end (small model) - 2.2 kg.



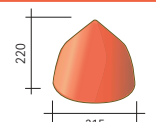
462 XL 1 ridge / 2 hip junction Ø 34 - 3.4 kg.



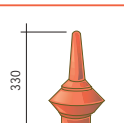
464 XL 1 ridge / 2 ridge junction Ø 34 - 3.2 kg.



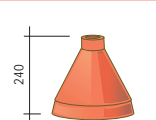
465 XL 4 hip junction⁽¹⁾ Ø 34 - 3.2 kg.



466 XL General junction Ø 34 - 5.6 kg.



483 XL Finial top - 2.3 kg.



482 XL Finial foot - 3.9 kg.



484 XL 1 ridge / 2 hip finial holder⁽¹⁾ Ø 34 - 3.6 kg.

Ridges and Hips



485 XL 1 ridge / 2 ridge finial holder⁽¹⁾ Ø 34 - 3.3 kg.



486 XL 4 hip finial holder (small model)⁽¹⁾ Ø 34 - 3.3 kg.



481 XL Plain finial holder Ø 34 - 5.5 kg.

General Terracotta Accessories



613 XLD Ventilation tile with grating (section 35 cm² - large model) - 4.7 kg.

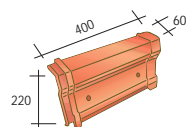


65 XLD Lantern base with cap Ø 150 - 7.2 kg.

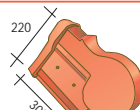


635 VPV Lantern base with cap Ø 100 - 6.2 kg.

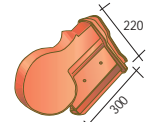
Verges



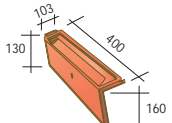
203 XL Universal verge tile - 2.6 per m. - 3.6 kg.



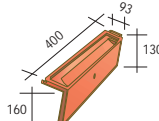
26 XL Left overlapping universal verge end - 3 kg.




27 XL Right overlapping universal verge end - 3.3 kg.



16 XLD Left verge (large model) - 10 per sq.m. - 2.5 per m. - 3.2 kg.




17 XLD Right verge (large model) - 10 per sq.m. - 2.5 per m. - 3.8 kg.



5 VPV 1/2 tile - 2.6 kg.

Other Accessories



71 XLD Glass tile - 4.7 kg.

Dimensions in mm are outside dimensions.
 (1) Available upon order.
 (2) Not available in Dark Slate nor in Slate Grey colours.

TERREAL'S plus



65 XLD


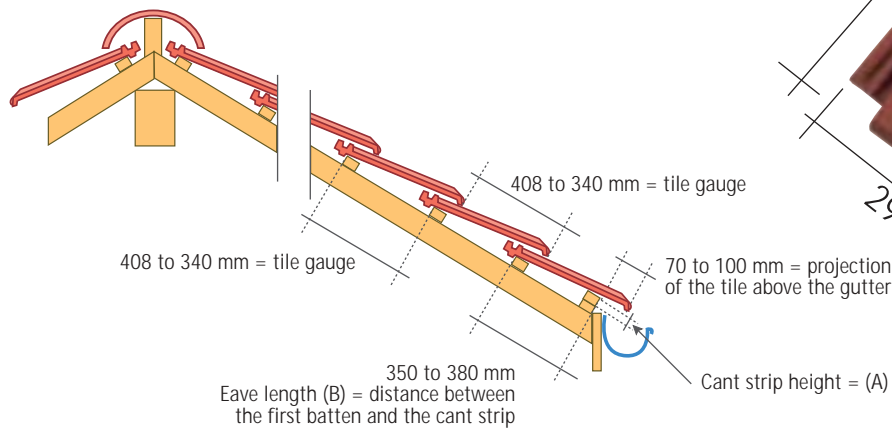
In order to properly ventilate the roof, or exhaust air mechanically extracted from the house, Volnay PV comes with a Ø 150 lantern base it shares with the Côte de Beaune and Santenay tiles.



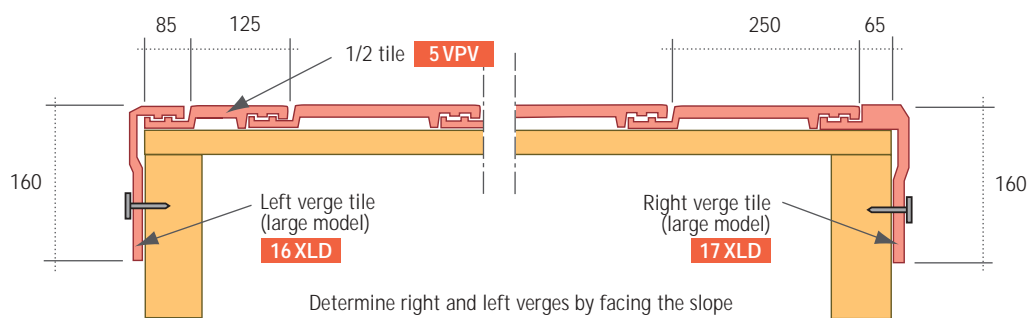
Volnay PV LAMBERT

Volnay PV LAMBERT

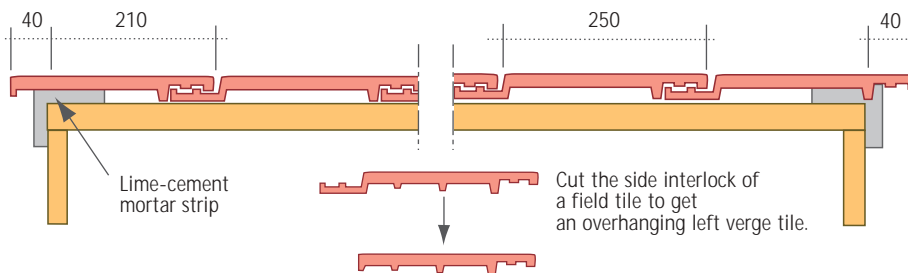
Longitudinal Spacing



Cloaked Verge Tiles⁽¹⁾

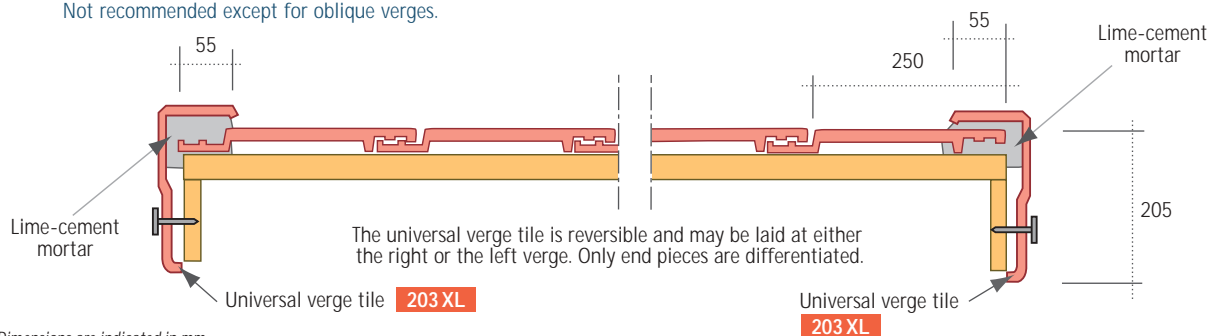


Overhanging Verge Tiles (Norman Tiles)⁽²⁾



Universal Verge Tiles⁽²⁾

Not recommended except for oblique verges.



Dimensions are indicated in mm.
See P. 223 for the conversion table (metric system to imperial system).

(1) See P. 211 for further details.

(2) See P. 212 for further details.



Export Customer Service

TERREAL • 37, rue du Pieu • 78130 Les Mureaux • France
Tel: +33 130 904 200 • Fax: +33 130 904 268

www.terreal.co.uk

